

YMCA Camp Eberhart

PARENT PACKET

SUMMER 2023



YMCA CAMP EBERHART

A PLACE WHERE EVERYONE BELONGS

OUR MISSION: This is our reason for being. To put Christian principles into practice through programs that build healthy spirit, mind and body for all. The Y is the nation's leading nonprofit committed to strengthening communities through youth development, healthy living and social responsibility.

- **YOUTH DEVELOPMENT:** Nurturing the potential of every child and teen
- **HEALTHY LIVING:** Improving the nation's health and well-being
- **SOCIAL RESPONSIBILITY:** Giving back and providing support to our neighbors

OUR CORE VALUES: These values unite us as a movement with a common cause. They are the shared beliefs and essential principles that guide our behavior, interactions with each other and decision making.

- **CARING:** Show a sincere concern for others
- **HONESTY:** Be truthful in what you say and do
- **RESPECT:** Follow the Golden Rule
- **RESPONSIBILITY:** Be accountable for your promises and actions

OUR COMMITMENTS: This is the heart of who we are and what matters most to us.

INNOVATE: Seek to understand; brainstorm; prototype; test; refine. Think forward and embrace change. Challenge yourself and challenge assumptions. Think big. View failure as an opportunity to learn.

DEVELOP PEOPLE: Recognize and take advantage of strengths, skills and interests. Invest in education, learning, training and knowledge. Create challenges to promote growth. Build passionate teams.

CONNECT: Seek partnerships and collaborate with others. Communicate effectively, openly and honestly. Impact others by sharing stories. Listen to understand. Learn about and support those around you.

LIVE HEALTHY: Embrace spirit, mind, and body principles. Strive for personal and professional balance. Promote nutritious habits. Lead and encourage a happy, healthy and

CREATE THE EXPERIENCE: Transform individuals. Exceed imagination and create surprises. Perform as if you are on the state. Improvise. Be authentic.

HAVE FUN: Don't take yourself too seriously. Smile. Be yourself. Find the bright spots and celebrate successes. Be childlike: curious, adventurous and playful.

OUR GUIDING PRINCIPLES: These are the filters we use to make sure every decision is another step in the right direction.

1. Stay true to our mission and values.
2. Embrace diversity of all kinds.
3. Strengthen our community.
4. Measure results by both social impact and fiscal responsibility.

BUILDING FRIENDSHIPS CAMP IS ALL ABOUT BELONGING

Dear Summer Camp Family,

Welcome to YMCA Camp Eberhart! For over 110 years, YMCA Camp Eberhart has provided children with the adventure of a lifetime. I am both excited and honored to serve your family this summer and welcome your child to our community. Our dedicated team of experienced camping professionals have spent the year planning and preparing for a safe, fun & memorable camp experience your camper will never forget. We take pride in the trust that you've given us, and the opportunity to provide your child with a lifetime of skills and experiences.

YMCA Camp Eberhart provides children a home-away-from-home, where they can relax from pressures of school, and simply have fun while engaging in self-improvement. We have a variety of organized activities that campers can choose from to build their own Camp experience. These programs are typically things they wouldn't get a chance to do at home. During each activity, they practice skill development and our counselors teach broader life lessons like: patience, self-confidence, inclusiveness, and optimism. Campers will not only develop more knowledge, skill, and passion for their chosen activities, they will also develop personal character.

Safety is absolutely our top priority at Camp. Our staff are trained to work with campers through challenging situations as well as to celebrate successes! We take emotional violence (i.e. bullying) very seriously and we strive to make Camp a safe place for all to be their best and truest self. Please do not hesitate to contact us if you have any questions at all about our policies or procedures.

I also encourage you to reach out to us with any information that would help us while your child is at YMCA Camp Eberhart, including any special needs your camper might have. Please read through our handbook and take some time to sit with your camper and explore all of the things they can do this summer. If you should have additional questions, do not hesitate to reach out.

In the spirit of camp,

Denise Peters

Denise Peters
Camp Director
(269) 244-5125

TABLE OF CONTENTS

BEFORE CAMP STARTS	5
Forms	
Deposit & Balance	
Cancellation & Refund Policy	
Cabin Assignments & Requests	
Camper to Staff Ratios	
Camp Store Account	
Missing Home	
Diversity & Inclusion	
PACKING FOR CAMP	7
Packing List	
What Not to Bring	
Lost & Found	
CHECKING IN	9
Directions to Camp	
Check In Process	
Medications	
COMMUNICATION	11
Emailing Your Camper	
Care Packages	
Photos & Social Media	
Contacting Camp	
Camp Team	
Connecting with Camp Friends	
LIFE AT CAMP	13
Daily Schedules	
Activities	
Waterfront/Swim Test	
Dining Services (dietary concerns, birthdays at camp, food deliveries)	
Behavior Response Policy	
Health Services	
Emergency Procedures	
CHECKING OUT	16
Check Out Process	
After Camp Survey	

BEFORE CAMP STARTS

FORMS

Forms, including medical information and immunization records, need to be submitted online through your CircuiTree account two weeks before the start of camp.

DEPOSIT & BALANCE

A non-refundable deposit is due at the time of registration for each session of camp. All remaining balances are drafted two weeks before the first day of camp.

- Overnight Camp Deposit - \$150
- Day Camp Deposit - \$100

CANCELLATIONS & REFUNDS

Cancellations must be sent in writing to the camp office at campeberhart@ymcagm.org.

- Cancellations must be made two weeks prior to your first day of camp to receive a full refund, minus your deposit.
- Cancellations made less than two weeks prior to your first day of camp will receive a 50% refund, minus your deposit.
- Refunds will not be issued for campers going home early for illness, disciplinary action, or homesickness.

CABIN ASSIGNMENTS & REQUESTS

Campers are placed into groups with other campers who are of similar age and school grade by our Leadership team. Each group's, staff to camper ratio, is based on the age of the campers.

For ages 13 and under, the ratio of camper to staff is 1:10 during the day and 1:14 at night.

For ages 14 and over, the ratio is 1:14 day and night.

Campers can request two bunkmates as long as they are within 1 year of age of each other. A 12-year-old camper is very different than a 10-year-old camper and we work hard to ensure that cabins keep a tight age range to help facilitate friendships through shared experiences. Remember, part of the camp experience is making new friends!

Directions for how to submit and accept roommate requests:

- Login to your account
- Click on "View Summer Camp Registrations"
- Click on your camper's name. If registered for multiple weeks, choose each week individually.
- Scroll down the page and select "Roommate Requests."
- Enter the other camper's First Name, Last Name, and Email that is linked to their camp account. (If you use an incorrect email, notification will not be sent.)
- If you receive a request you will be notified via email. Using the code from the email, follow the above steps, and enter the code under the "Roommate Request" link.

CAMP STORE ACCOUNT

During breakfast and lunch, campers have the opportunity to visit our camp store to purchase camp apparel and other items such as water bottles, journals, frisbees, and more. Campers may also order snacks for rest periods and ice cream during open periods. Purchases are only made through the camper's store account. The only time the camp store accepts cash or cards is during check-in or check-out.

You can set up their account online to let them overdraft their account, or you can receive an email notification when they have dropped below a certain amount. Money left in a camper's account at the end of their stay can be refunded or donated. Many families donate their account to our Camp Financial Assistance Fund, Project 132, which helps us to fulfill our promise to make Camp open to those who would not otherwise be able to attend. Balances below \$5 will be automatically donated to Project 132.

The following items can be purchased at our Camp Store:

- **SNACKS** – A maximum of one snack and one beverage can be ordered during Rest Hour, and a maximum of two treats and one drink can be ordered during Open Program.
- **PROGRAM SUPPLIES** – While activities include the base supplies to participate, some activities, such as rocketry and arts & crafts, require a small fee for additional supplies.
- **APPAREL** – Clothing can be purchased during breakfast, lunch, or on weekends during check-in and check-out.
- **FUN ITEMS** – Hats, frisbees, bracelets, fanny packs, foam footballs, lanterns, and more, are also available for purchase during store hours.

MISSING HOME

Homesickness is a normal part of growing up, and all our counselors are trained to help campers that may be experiencing some anxiety with encouragement, lots of activity, and building new friendships. We have found that allowing campers to phone home without consulting the parents first can cause setbacks and further aggravate the issue. Rest assured, we will contact you if there is a serious homesickness issue to help determine the best course of action. Feel free to call and talk with our Camp Director if you feel concerned about your child.

As a parent, there are some things that you can do to help prepare your camper. We believe the American Camp Association's article 'Homesickness Dos and Don'ts for Parents Preparing for Camp' provides the most helpful advice. Here are some highlights:

PRIOR TO CAMP:

- **Talk positively about the camp experience.** Let your child know they are going to have an amazing time at camp; making new friends, while trying exciting new activities.
- **Provide opportunities for your child to practice being away from you.** Sleepovers with friends/family can be a great stepping stone towards a longer sleep away experience.
- **Visit the camp.** Take advantage of spring camp events or set up a private tour so your child can become familiar with the camp facility and some of its staff. Avoid negative talk about the camp experience. Avoid saying things like "we will miss you so much," "I don't know what I'll do without you" or "I'll be counting down the days until you return." Comments like these will cause your camper to feel guilty if they are enjoying their time at camp knowing that you are at home missing them.
- **Do NOT offer a pick-up clause.** Please don't send your child to camp with the phrase "give it a try and if you don't like it, I'll come and pick you up". If you make a pick-up clause with your child, you will inevitably be faced with the decision to either pick the child up and rob them of a valuable growing experience or break your promise and damage your credibility with your child. Neither of these outcomes are positive and both can be avoided by refraining from offering a pick-up clause.

DURING CAMP:

- **Write positive letters with encouragement.** Let your child know you are proud of them for trying new activities and making new friends.
- **Contact the camp if you want an update or have any concerns.** The camp staff is here to support you just as much as the campers. Camp staff will be happy to provide updates on how your child is adapting to camp and answer any questions you may have.
- **Remember that homesickness is normal.** Everyone experiences homesickness to different degrees. If we call you to share that your child is homesick, it does not mean that you must come to the rescue. We invite you to work with the staff and provide information that may help your child to overcome the challenges they are facing

DIVERSITY & INCLUSION

Camp serves everyone equally. We are committed to ensuring that all members, campers, guests and program participants are treated with respect irrespective of their race, color, sex, age, religion, national origin, ancestry, sexual orientation, gender identity, disability, or any other protected status. All employees must treat members, campers, guests, and program participants equally when providing service.

PACKING FOR CAMP

YOUR CABIN

Campers sleep in cabins with bunks and twin mattresses. You must provide your own bedding.

WHAT TO BRING

Sturdy, comfortable clothes are encouraged. Laundry service is not provided except in emergencies.* A suggested packing list is provided below for your convenience. Please be sure, if your child is attending a specialty camp, to check the Specialty Camp packing additions as well, as there may be specific items required for those camps. Be sure dirty clothes bags are labeled with your child's name, so dirty clothes also return home.

LAUNDRY SERVICE*

Campers who stay for more than one week can have their laundry done if needed. We have a professional Laundry Service that will pick up on Saturday and return laundry the next day on Sunday. This is for a flat fee of \$30 that will be charged to your campers account. Bags are provided and usually fit 2 loads of laundry.

PACKING LIST

Bedding

- Twin blankets or sleeping bag
- Sheets
- Pillow

Bathroom Items

- Body wash, shampoo, and conditioner
- 5 towels – 2 hand, 2 bath, and 1 beach
- General toiletries: toothbrush, toothpaste, floss, deodorant, etc.
- Hairbrush and/or comb
- 2 washcloths

Clothing

- 2 pairs of long pants
- 4–6 pairs of shorts
- 8 sets of underwear
- 6 short sleeve shirts
- 2 summer jackets, sweaters, or sweatshirts
- Pajamas
- 2 swimsuits (one pieces only)
- Boots, tennis shoes, and sandals
- Hat or cap
- Raincoat or poncho

Miscellaneous

- Headlamp and/or flashlight with extra batteries
- Sunscreen and insect repellent (non-aerosol)
- Water bottle
- Laundry bag or plastic garbage bag for dirty and wet laundry
- Small backpack or bag
- Sun glasses

**Please remember
to clearly label
your camper's
belongings!**

Please Note, this packing list is based on a week at traditional overnight camp. Specialty camps and other programs may require different or additional items.

Required for Ranch Camp

- 2 pairs of long pants
- Footwear that covers toes and heels

WHAT NOT TO BRING

Do not bring any weapons (knives, guns), lighters, matches, fireworks, alcohol, tobacco products or illegal drugs. Being in possession of any of these items can result in the immediate removal of your child from camp. If it comes to the attention of the staff that a camper is in possession of any of these items, the camper may be asked to unpack their bag in front of a director.

While we do understand a parent's concern about the safety and well-being of their child, campers are not allowed to bring their cell phone to camp. Rest assured, if your child needs to talk to you, we will get them to a phone and they will call you. Any cell phones, or any electronics such as iPods, tablets, video games, curling irons, or blow dryers, that are brought to camp will be held by the Camp Director and returned to the parent at the end of the week at check-out.

We also ask that you do not bring any personal, specialized sports or camping equipment unless it appears below under Specialty Camps. Thank you for your understanding!

Additionally, campers of driving age are not allowed to bring a vehicle to camp.

LOST & FOUND

To assist us with Lost & Found, please label everything with your camper's full name—including luggage, backpacks, sleeping bags, pillows, clothing, etc. Valuables and meaningful items should be kept home. YMCA Camp Eberhart not responsible for any lost, stolen, or damaged items.

If your camper leaves any items behind at camp, we will do our best to contact parents and inquire about pick up at either YMCA Camp Eberhart, Benton Harbor-St. Joseph YMCA, Niles-Buchanan YMCA, or O'Brien Fitness Center in South Bend, IN. If pick-up is not an option, we are able to mail packages for the price of shipping. Unwanted items will be donated or thrown away. **Items will be held for two weeks and then donated or discarded.**

CHECKING IN

DIRECTIONS TO CAMP

Camp's address is

10481 Camp Eberhart Road
Three Rivers, Michigan 49093.

YMCA Camp Eberhart is in the Eastern Standard Time zone.

FROM INDIANA, ILLINOIS, OR OHIO

Take the Indiana Toll Road East to the Elkhart exit (#96) into Michigan. This is CR-17 which turns into M-217 going north. This dead-ends at US-12 and you turn right. Continue heading east on US-12 thru Union until you come to M-40. Turn left going north on M-40 until you reach the four-way stop/blinking light turning right onto M-60. Continue east until you reach Corey Lake Road and turn left. Go through the stop sign at Appoloni's Pizza, past Corey Lake Marina, and continue 200 yards to the new camp entrance. Turn right onto YMCA Camp Eberhart Drive and follow around to Klinger Hall.

FROM SOUTH BEND

Take St. Rd. 23 into Michigan (St. Rd. 23 becomes M-62 at the state line). Take M-62 into Cassopolis and turn East on M-60. Take M-60 through Vandalia and Jones to Corey Lake Road. Turn left onto Corey Lake Road and continue 1 1/2 miles, through the stop sign at Appoloni's Pizza. Pass Corey Lake Marina and the Old Camp Road and continue on for 200 yards to the new camp entrance.

FROM EASTERN MICHIGAN

Take M-60 through Three Rivers towards Jones and look for Corey Lake Road. Turn right onto Corey Lake Road and continue 1 1/2 miles, through the stop sign at Appoloni's Pizza. Pass Corey Lake Marina and the Old Camp Road and continue on for 200 yards to the new camp entrance.

CHECK IN PROCESS

STEP 1: Report to Klinger Hall between 2:00 – 4:00 PM EST

Please note that our gates will be closed until 2:00 PM. Families typically arrive early and wait in line outside Klinger Hall. If you arrive early, we recommend taking a short jaunt up the road to "Corey Lake Orchard" for a fresh apple cider smoothie. Klinger hall is where you will actually check-in for Camp, receive your cabin assignment, schedule, and turn in any medications you might have (see Health & Safety section). We will also quickly check your camper for head lice. Those little buggers can be a drag at Camp and it's always best to stay ahead of that problem.

STEP 2: Set up your bunk

After your camper is checked in, head down to their cabin and set up their bunk. Picking a bunk is a science. We recommend bunking with someone you have never met before and make a new friend right off the bat.

STEP 3: Time to say farewell

As dramatic as you can make it, in front of as many of their peers as you can, make sure you hug them and send them on their way to have the best week(s) of their lives at Camp!

MEDICATIONS

All medications must be in their original pharmacy containers. Containers will be returned at check-out. We recommend putting all containers in one Ziploc bag with your child's name written on top.

- You do not need to bring over-the-counter medications such as acetaminophen and ibuprofen; camp has a supply of these. If you give permission to administer over-the-counter medication for aches and pains on the health form, our Camp Health Officers will do so if needed.
- Any medications, including vitamins, inhalers, melatonin and non-prescription medications, must be checked in with the Camp Nurse at Sunday check-in and need to be in their original containers.
- The Health Form includes a section for medications that needs to be completed two weeks prior to check-in for all vitamins, over the counter and prescribed medications that your camper will bring to camp.
- The American Academy of Pediatrics recommends that "Elective interruption of medications (drug holiday) should be avoided by campers on long-term psychotropic therapy or those on maintenance therapy required for a chronic medical condition" (Pediatrics. 2011; 127(4): 795)

COMMUNICATION

EMAILING YOUR CAMPER

We offer a one-way email service (\$5/week for 5 emails Monday–Thursday) that allows parents to send daily correspondence to their camper. Emails can be sent through your online account created during the registration process and are delivered to campers daily. Emails are distributed just like traditional mail and are checked every day Monday–Thursday. Also, if you would like to have packages delivered to your child, you are welcome to bring them at check-in. Just let us know who they are for and when you’d like them delivered ([learn more here/link](#)).

Follow these directions to email your camper:

- Click here to log into the YMCA Camp Eberhart Registration system.
- Log in using your email as your login and enter your password
- The next screen should say “My Account Dashboard” (if it does not – then click on “MY ACCOUNT” next to the Y logo at the top)
- Click on View Registrations
- Click on your Camper’s name
- Click on Envelope SEND EMAILS (Or if you need to purchase emails – follow directions on the page)

Please note, your camper will not be able to reply to emails.

CARE PACKAGES

If you would like to send food or care packages, please send it in a sealed Tupperware container. We work very hard to keep squirrels & other “guests” from entering the cabin. Care packages can also be dropped off during check in with the Store in Klingler Hall. Please make sure to add the campers name and date to be delivered. **Do not send any food that has peanuts or has been packaged in a peanut facility.**




Care Package Ideas: Stuffed animals, water front toys, plain shirt with color markers for cabin mates to sign, glow sticks, clothes to match our themed weeks, hair ties, etc.

PHOTOS & SOCIAL MEDIA

We provide access to our online photo album, SmugMug, to those who attend camp. This photo-sharing site allows protection for our campers on the internet with password-protected albums. Anyone with the password may view photos. No account necessary. Our camp photographer will take and upload photos each day. If you do not see photos of your camper right away, we thank you for your patience as our photographer works to get photos of all our programs and groups throughout the week.

In an effort to keep our campers safe, we will not share photos on social media until that week of camp has ended. Please log into SmugMug to see photos.

CAMP’S SOCIAL MEDIA

-  YMCA Camp Eberhart
-  @ymcacampeberhart
-  ymcagm.org

Follow us to stay up-to-date on all YMCA Camp Eberhart news!


CONTACTING CAMP

Email: campeberhart@ymcagm.org
Phone: 1-269-244-5125

Camp’s email and phone are monitored Monday–Friday from 8:30 AM–4:30 PM. In case of emergency, the after hours phone recording will forward to the director on duty during non-business hours

MEET THE TEAM

Camp Team



Denise Peters
Camp Director



Megan Costello
Assistant Camp Director



Missy McGann
Summer Assistant Camp Director



Michelle Holloway
Maintenance Director



Raven Losee
Equestrian Manager



Emma Ruppel
Office Manager



Heather Wilcox
Food Service &
Housekeeping Director

Leadership Team

Mark D. Weber
Chief Executive Officer

Denise Peters
Chief Operations Officer

Jill Haboush
Chief Development Officer

Mowitt S. Drew
Board President

CONNECTING WITH CAMP FRIENDS

Camp friends don't have to just see each other in the summer! If your child connected with another camper and would like to remain in touch during the year, please contact our office. We will reach out to the other family for permission before sharing their contact information.

We maintain a "no-outside contact" policy for staff and campers. This ensures the safety of the campers and staff outside of YMCA Camp Eberhart programs, and teaches the youth about appropriate relationships with adults. This policy includes social media, letters, and more. We have instructed our counselors not to share their contact information or to 'friend' or follow campers or parents of campers on social media.

LIFE AT CAMP

DAILY SCHEDULE EXAMPLE

7:45 AM	Flag Raising
8:00 AM	Breakfast 1
8:30 AM	Transition
8:45 AM	Breakfast 2
9:15 AM	Benches
9:30 AM	Activity 1
10:30 AM	Benches
10:45 AM	Activity 2
11:45 AM	Benches
12:00 PM	Lunch 1
12:30 PM	Transition
12:45 PM	Lunch 2
1:30 PM	Open Period
2:30 PM	Benches
2:45 PM	Activity 3
3:45 PM	Benches
4:00 PM	Activity 4
5:00 PM	Benches
5:30 PM	Dinner 1
6:00 PM	Transition
6:15 PM	Dinner 2
7:00 PM	Chapel
7:30 PM	Evening Program
8:30 PM	Taps
9:00 PM	Reflections
10:00 PM	Lights Out

Please note, schedule is based on traditional overnight camp.

ACTIVITIES

Campers will choose four activities for their week at camp. Activities include:

- Archery
- Arts and Crafts*
- Astronomy
- Boats, Canoes, and Kayaks
- Fishing
- Horseback Riding*
- High Ropes Challenge*
- Land Sports
- Music & Drama
- Nature/Outdoor Skills
- Photography
- Rocketry*
- Riflery*
- Sailing
- Swimming
- Tower Challenge*
- Trail Biking
- Waterskiing/Wakeboarding*

*Additional charges may apply

[View detailed Activity descriptions on our website](#)

ACTIVITIES cont.

Campers and parents select from a variety of programs prior to attending camp. Quality programming is at the heart of YMCA Camp Eberhart's summer experience. Our trained staff will lead campers through many of the programs offered below. Throughout their time at camp, campers will strive to reach their goals through our progressive programming. Below you will find a brief description of each program as well as our proficiency system which is a major part of our summer camp experience.

Each activity has multiple proficiency areas. Each proficiency within a program has levels ranging from beginner, intermediate, and advanced. After passing each level in a proficiency, campers are given a patch to mark their accomplishment. After mastering each proficiency area in a program, a camper is given a proficiency award. Proficiency awards allow a camper to take a specially decorated piece of their program area home with them. Proficiency awards can be earned over multiple years.

WATERFRONT

All campers must complete a swim assessment where they will receive a red, yellow, or green band. This will be done Sunday after check-in, once you have set up your bunk. A green band demonstrates an ability to stay in the deep end of the swimming area without any significant risk, a yellow band demonstrates a beginner's ability at swimming but maybe not the full ability to be safe in the deep end. A red band is for campers who are beginners in the water and who our staff would need to recognize in order to keep Camp safe.

If your camper receives a red band, we will call you and see if we can make a change to their schedule to get them into a swimming period to take swimming lessons. Campers need a yellow band for BCK and a green band for water skiing and sailing. For your child's safety, we include swimming lessons in camp activities.

DINING SERVICES

Our professional food-service team provides three meals each day. We have a breakfast bar at every breakfast as well as a sandwich and salad bar at lunch and dinner. Our food service manager has been with us for many years and has a passion for making healthy and delicious meals. We can accommodate most allergies, and we are also proud to be a nut-free facility.

Dietary Concerns

We can accommodate most food allergies including gluten-free. However, we are not able to provide a Celiac safe environment. If your camper is a picky eater, has food allergies, or you have any other concerns, email Heather at hwilcox@ymcagm.org.

Birthdays at Camp

If your camper is celebrating a birthday at camp and you choose to bring a treat, it must be nut-free. It should also not be manufactured in a facility that uses nuts. Please contact the camp office to arrange details.

Food Deliveries

If you choose to bring food to your campers, our Food Service Manager would love to handle all dietary concerns personally. Please email Heather at hwilcox@ymcagm.org.

BEHAVIOR RESPONSE POLICY

Children and young adults make mistakes. Our staff are carefully trained to work with children in a positive and trusting environment. It is assumed that campers are open to self-improvement and the ideals and expectations of our camping program. Most behavior issues are learning opportunities for the camper. We do everything to help co-parent and help the camper become a better person through the experience.

Campers shall not be deprived of food or sleep; shall not be placed alone without staff supervision; observation, and interaction; or shall not be subjected to hazing, ridicule threat, corporal punishment, excessive physical exercise, or excessive restraint.

If it is necessary for a camper to leave Camp, parents/guardians will be contacted immediately and are responsible for picking up or arranging transportation at their own expense. Any camper dismissed from Camp for disciplinary reasons will forfeit any refund of fees.

HEALTH SERVICES

Our "Say-Ahh-Inn" health facility provides general first aid, medication distribution, resting space for campers not feeling well, and other wellness opportunities. The camp health officer will live on-site and manage the schedule and care to meet health and medical needs of our campers. The entire staff, Resident and Day Camp, is CPR/AED, and First Aid certified to assure we do all we can to keep our campers safe. We also have established health service policies that are reviewed annually by a medical professional.

CHECKING OUT

CHECK OUT

Check-out time is from 4:30–6:00 PM EST.

Pick-up time is between 4:30–6:00 PM EST. To assure your child's safety, please present a government-authorized photo ID and make certain you, or who you have identified to pick up your camper, are listed as an authorized person to pick up the camper. We ask that you don't pick your camper up early unless absolutely necessary. Campers are engaging in and enjoying activities right up until pick-up time. Those who are picked up early will miss out on our fun Friday activities!

If picking up your camper late, please let us know in advance. There may be an additional fee for campers who require late pick-up. More importantly, we want to assure your child we are aware of when to expect you.

3-Day Try-it Camp Check-Out

3-Day Try-It Camp pick-up is on Wednesday at 5:30 PM in Klinger Hall. Campers wishing to extend their stay are allowed to telephone parents for permission early in the week and pay the balance difference.

Multi-Week Stays

- If you'd like to visit your camper please be sure to indicate that during registration.
- Campers may be picked up as early as 10:00 AM and must be dropped back off no later than 5:00 PM.

*LCs and SITs – All though your LC/SIT Camper may be old enough to drive they are unable to do so. A Parent must be present at drop off and pick up.

AFTER CAMP SURVEY

You will receive a follow-up email with a survey. Please take the survey with your child to let us know how we're doing and what we can improve!